

Weekly10

Engaging Performance

Have you done your Weekly10?



We live and work in a **tech-led** community

1980_s

Formal 9-5 office life
with regular face to
face time

2000_s

Face to face time with
teams and flexi
working perks

2020_s

Remote and flexi-work
with limited face to
face time

We were tied to where the technology was... ...now the tech goes where we work

...but HR processes haven't **adapted**



A woman with dark hair and glasses is sitting at a desk, resting her head on her hands. She is looking down at a laptop screen. The background is a light-colored brick wall. A large white circle is overlaid on the right side of the image, containing text.

**Just one-third of
employees are
engaged and new
ways of working
makes it hard to
keep up with our
people**

An engaged team feels good

Valued

Satisfied

Discretionary
effort

Pride

Advocacy

And reward you in return

21%

increase in
productivity

40%

increase in
retention

37%

decrease in
absence

44%

increase in ideas
and innovation




Traditional engagement and performance practices are fractured

80% of employees say performance reviews don't work for them

80% of companies see little benefit from employee surveys

Performance management

- Outdated goals
- Hearsay & subjective feedback
- Recency bias
- Outdated feedback
- Process overshadows content
- High admin overhead



Anonymous employee surveys

- Snapshot in time
- Leading questions bias
- Limited transparency & accountability
- Lack of management action
- Participation overshadows content
- High admin overhead

The new world employee experience

People-first approach with one tool that powers all this and more

1. Regular two-way feedback
2. Meaningful conversations
3. Transparent, real-time insights
4. Peer-to-peer recognition
5. Company-aligned personal goals
6. Evidence-based decisions
7. Talent development
8. Superstar retention
9. Management visibility
10. Qualitative data made measurable



Regular feedback is fundamental

87%

of employees
want feedback
to develop

79%

of employees feel
they don't get
enough feedback

42%

of under 35s expect
feedback at least
once per week

96%

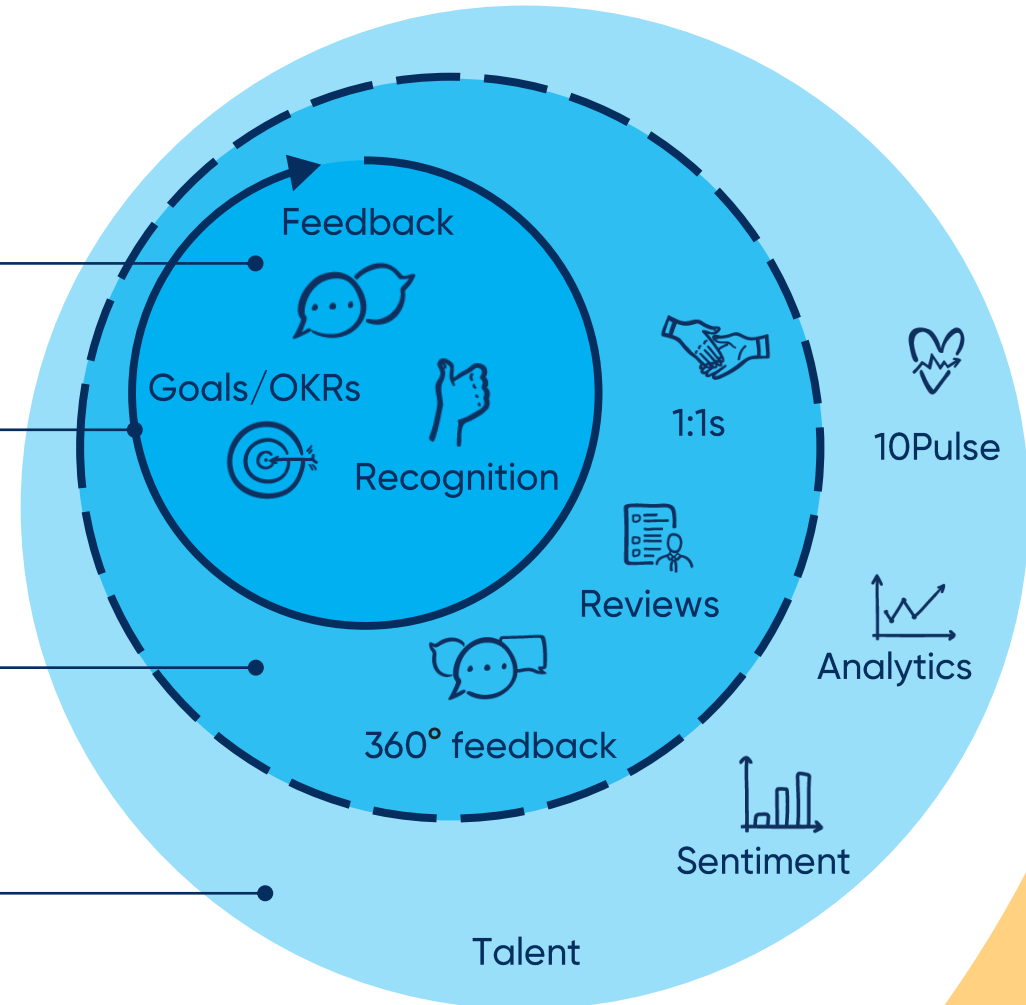
of managers say
frequency makes giving
feedback easier

But how do you make it a habit?



Achieve powerful outcomes with the Weekly10 check-in

1. The Weekly10 check-in is the heart of the process
2. Managers feedback, opening up two-way communication
3. Up to 90% less admin for performance management, reviews and ad-hoc conversations
4. Easy-to-read dashboards give you engagement, performance and talent mapping insights



You'll be in great company

More than 200 global customers use Weekly10 to effortlessly understand, measure and improve employee sentiment, engagement and performance



Clarks

FLIGHT
CENTRE™

ENGIE




Canon

CORNING

PUNCHBOWL
KIWIFRUIT SERVICES



iBwave



CAMPBELL TYSON
CHARTERED ACCOUNTANTS




Built on behavioural science

The Weekly10 check-in is based on well-established behavioural science principles and research. Our in-house People Science team work with academic partners to efficacy test what and how questions are asked during the Weekly10 check-in.



Create and shape
perceptions



Measure and shift
attitudes

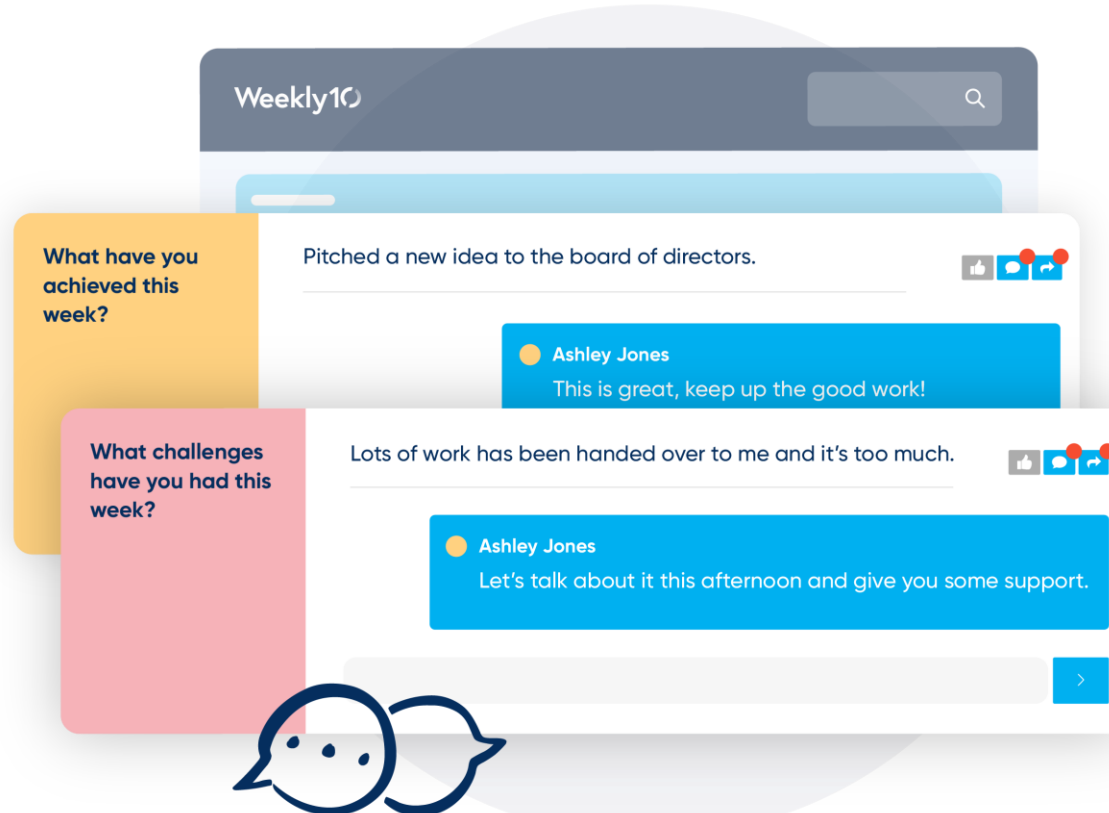


Change and reinforce
new behaviours



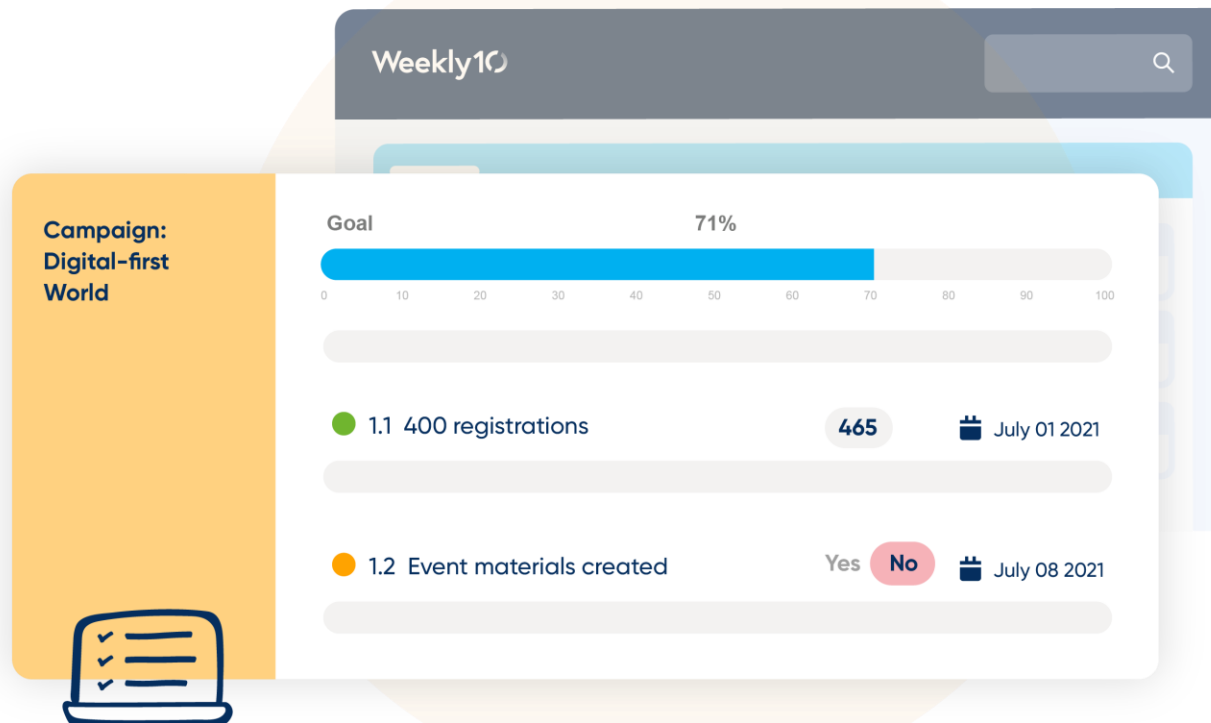
The Weekly10 check-in

Facilitates meaningful conversations between your managers and their teams by combining regular two-way feedback and peer recognition with goal or OKR tracking. Feedback powers the AI-driven sentiment analysis for actionable engagement metrics.



Goals and OKRs

Individuals align and set their goals in Weekly10, then update them each week to foster continuous, everyday performance



Conversations

Flexible templates and workflows for ad hoc and scheduled conversations between managers and their teams. Reduces up to 90% of manual prep work for 1:1s using Weekly10 check-in data to build effective face-to-face conversations.

The Weekly10 app interface displays several conversation templates and a manager evaluation table. The templates include a satisfaction slider, a weekly achievement prompt, a date-based achievement entry, and a manager evaluation form.

Weekly10

1:1 Weekly

How satisfied are you with your achievements?

Very dissatisfied ————— Very satisfied

Reviewer

What have you achieved this week?

Oct 08, 2021

Attended training for best practices

June 21

Present

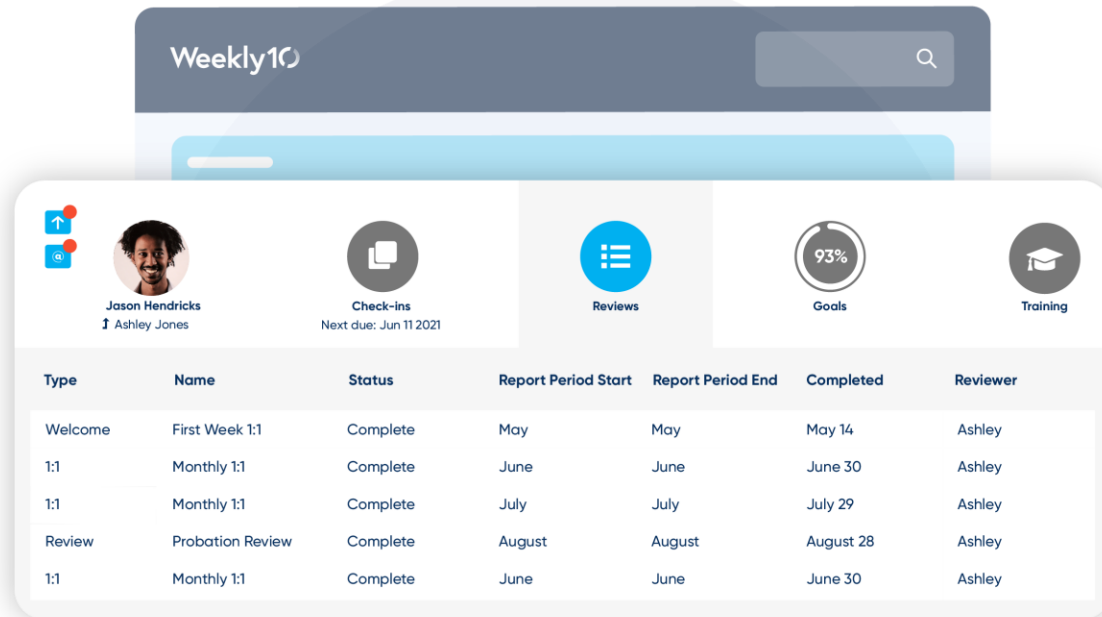
Manager evaluation

	1	2	3	4	5
Productivity (Manager)					
Reliability (Manager)					
Teamwork (Manager)					
Assertiveness (Manager)					
Awareness of role (Manager)					
Ability to work under pressure (Manager)					
Technical skills (Manager)					
Attention to detail (Manager)					
Suitability for the role (Manager)					



Timely feedback for managers

Verbatim feedback and aggregated data on participation and individual feedback, empowering managers to act quickly before issues escalate or to give real-time praise.



Early trend visibility for leaders

Weekly10 check-ins power AI analytics to compare sentiment & engagement across time periods, functions, geographies or other groupings, giving you metrics that you can measure and impact.



Effortless integrations

Quick deployment and high adoption because we're available where your people work.

Directory sync

Automate adding, updating and archiving users with directory sync across **Google Workspace** and **Microsoft Azure Active Directory**

Simple & secure

SSO across **Microsoft**, **Slack** and **Google** means access is simple and secure, with no extra passwords to remember.

High adoption and easy roll out

Because users do their Weekly10 check-in wherever they work, **roll out and adoption** is higher.

Available in Microsoft Teams, Web, Mobile app, and Slack



**Thanks for your time.
What else would you like to know?**



www.weekly10.com

contact@weekly10.com

+44 333 050 4784



Weekly10